


TD1850 Multi-function Calibrator



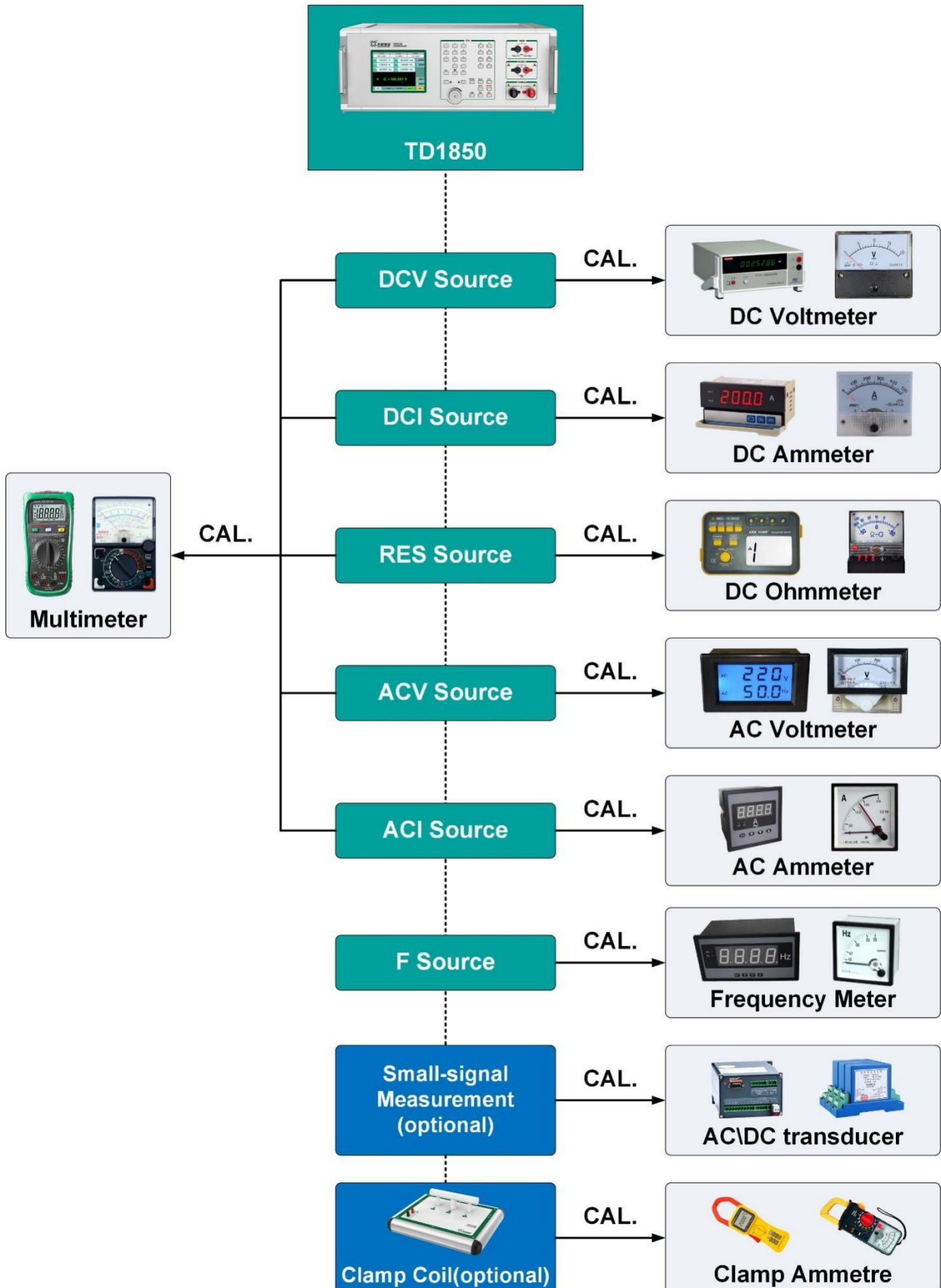
1. Summary

TD1850 is a multi-function calibrator, integrates AC\DC voltage source, AC\DC current source, DC resistance source, etc. The accuracy class is 0.05. It's applied to calibrating 3.5 digits multimeter, voltmeter, ammeter, ohmmeter etc.

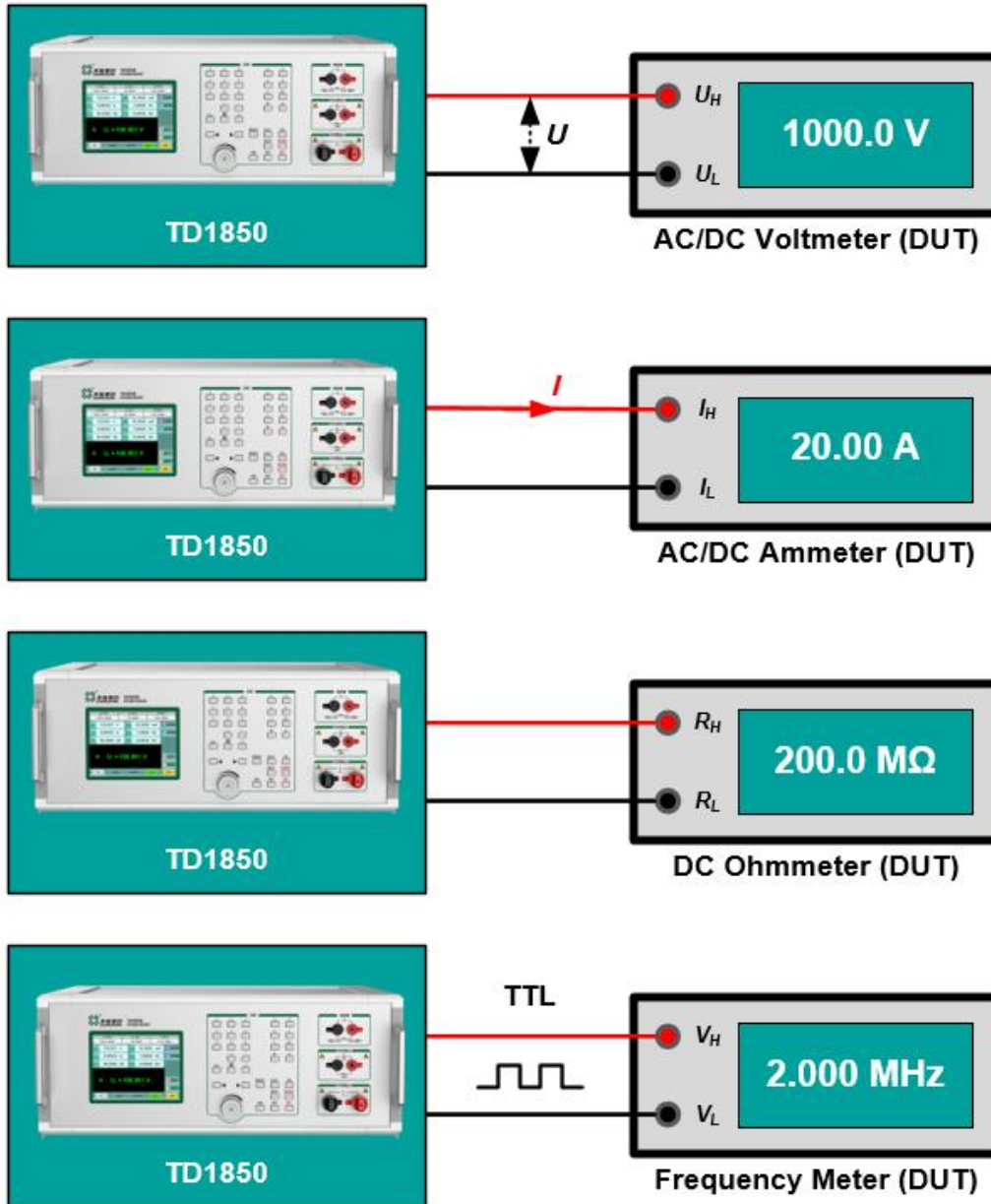
2. Features

- DC voltage output: 20 mV ~ 1100 V
- DC current output: 2 μ A ~ 22 A (33 A is optional)
- AC voltage output: 20 mV ~ 1100 V
- AC current output: 200 μ A ~ 22 A (33 A is optional)
- Sinusoidal wave frequency: 45 Hz ~ 1100 Hz
- Simulated DC resistance: 10 Ω ~ 220 M Ω .
- 2 MHz square wave frequency output
- Remote adjustment (optional)
- Clamp meter calibration (optional)
- Transducer calibration(optional)

3. Application

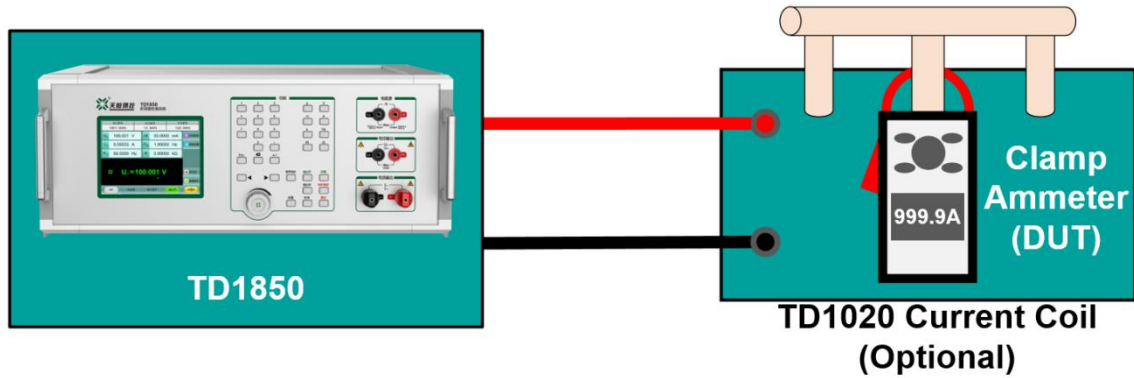


☆ Calibrate AC\DC Electrical Measuring Instruments



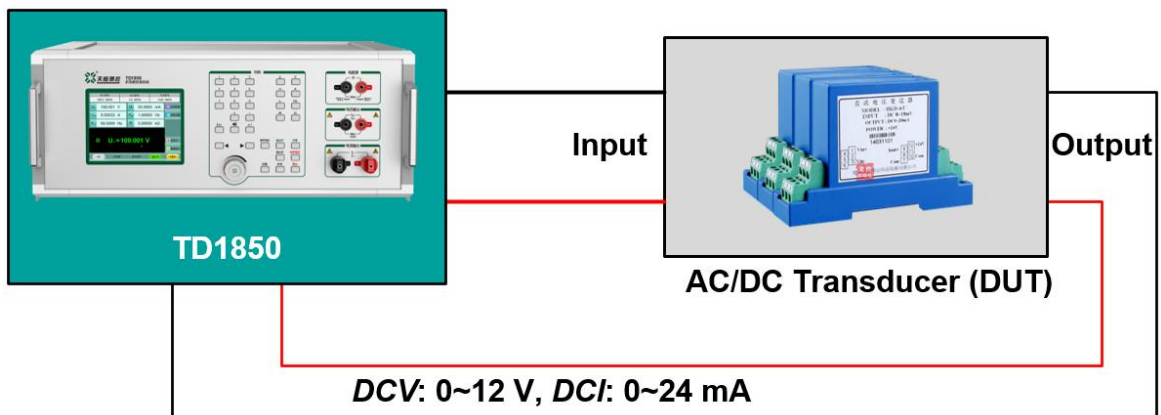
- **DCV Output:** 20 mV ~ 1100 V
- **DCI Output:** 2 μ A ~ 22 A\33 A
- **ACV Output:** 20 mV ~ 1100 V, 45 Hz ~ 1100 Hz
- **ACI Output:** 200 μ A ~ 22 A\33 A, 45 Hz ~ 1100 Hz
- **RES Output:** 10 Ω ~ 220 M Ω
- **Frequency Output:** 1 Hz ~ 2 MHz
- Calibrate digital multimeter, AC/DC voltmeter, AC/DC ammeter, DC ohmmeter, frequency meter.

☆ Calibrate Clamp Ammeter (optional)



- Equivalent to 1000AT current through input 20A current to the 50T Coil, which is suitable for calibrating DC clamp meters.


☆ Calibrate AC/DC Transducer (optional)




- DC small-signal measurement. (V_{max} : 12 V, I_{max} : 24 mA)
- Calibrate the proportional error of AC/DC voltage/current transducer.

4. Panel Features

☆ Front/Side Panel



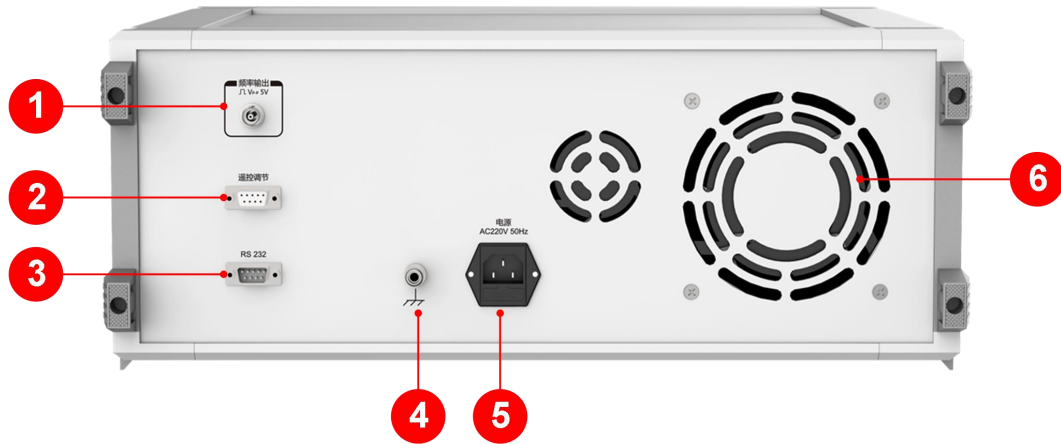
Figure(a) Front Panel



Figure(b) Side Panel

Number	Description
1	LCD touch screen.
2	Operation panel.
3	Simulated DC resistance output terminals.
4	AC/DC voltage output terminals.
5	AC/DC current output terminals.
6	Handle: used for carrying instruments.
7	Input terminals for DC transducer.








☆ Rear Panel



Number	Description
1	Pulse frequency output terminals.
2	Remote box interface.
3	RS232 communication interface.
4	Chassis ground binding post.
5	AC 220V power interface.
6	Cooling vents.

5. Characteristics

☆ Wide Output Range

	1 μ	1m	1	1k	1M	1G
DCV	20 mV  1100 V					
DCI	2 μ A  22 A / 33 A					
RES	1 Ω  220 M Ω					
ACV	20 mV  1100 V					
ACI	200 μ A  22 A / 33 A					
F _~	45 Hz  1100 Hz					
F _r	1 Hz  2 MHz					

☆ Multiple Output Adjustment Methods

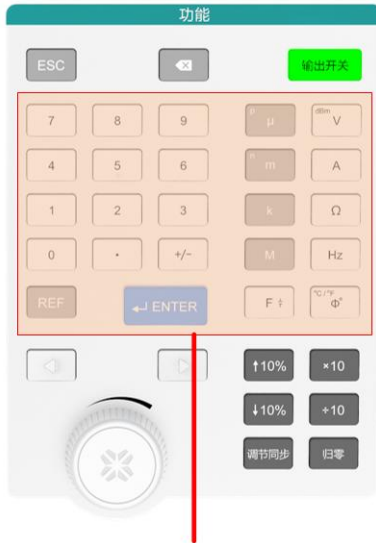


Figure (a) Keypad

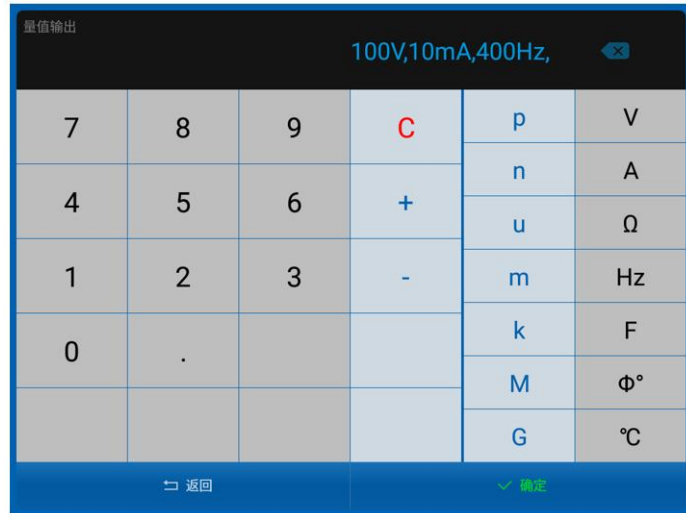
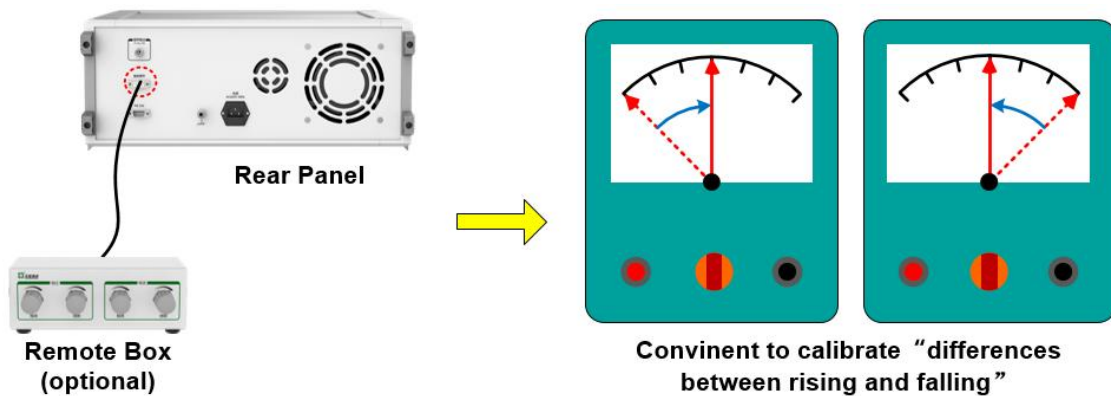


Figure (b) Touch Screen Output

- “**Direct output**” mode: the value output can be set directly by physical key or touch screen.

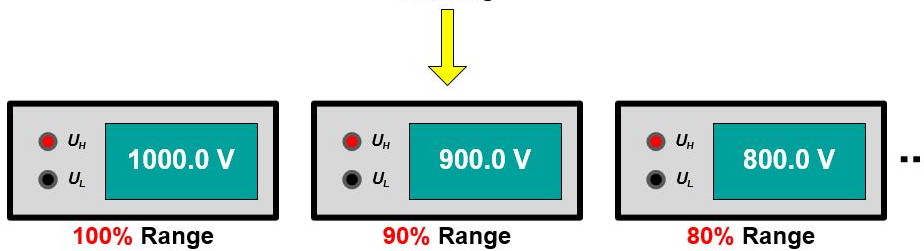


- Calibration of the analog pointer meter usually needs to test scale by scale, especially “differences between rising and falling” (the change caused by the rise and fall of the calibration point).
- Remote box can realize the coarse and fine adjustment of current or voltage.

☆ Multiple Output Adjustment Methods




"% setting"



- Touch "**Calibration Point**" of screen for "% setting".



Rotary Knob



- "**Rotary Knob**" mode, User can setting in clockwise direction or anticlockwise direction.

6. Specifications

6.1 DC Voltage/Current Output

Range	Resolution	Stability (±%/min)	Accuracy $\pm(\text{ppm} \cdot \text{RD} + \text{ppm} \cdot \text{RG})^{[1]}$	Max Burden (mA)	Ripple Factor(%)
200 mV	1 μV	0.01	300 + 200	300	<0.5
2 V	10 μV	0.01	300 + 200	500	<0.5
10 V	100 μV	0.01	300 + 200	500	<0.5
30 V	100 μV	0.01	300 + 200	800	<0.5
100 V	1 mV	0.01	300 + 200	300	<0.5
300 V	1 mV	0.01	300 + 200	100	<0.5
600 V	1 mV	0.01	300 + 200	50	<0.5
1000 V	10 mV	0.01	300 + 200	30	<0.5

Ranges	Resolution	Stability (±%/min)	Accuracy $\pm(\text{ppm} \cdot \text{RD} + \text{ppm} \cdot \text{RG})$	Compliance Voltage (V)	Ripple Factor(%)
20 μA	100pA	0.01	300 + 200	10	<0.5
200 μA	1 nA	0.01	300 + 200	9	<0.5
2 mA	10 nA	0.01	300 + 200	9	<0.5
20 mA	100 nA	0.01	300 + 200	9	<0.5
200 mA	1 μA	0.01	300 + 200	9	<0.5
2 A	10 μA	0.01	300 + 200	3.5	<0.5
10 A	100 μA	0.01	300 + 200	2.5	<0.5
20 A (30 A) ^[2]	100 μA	0.01	300 + 200	2.5	<0.5

Note[1]: RD is the reading value, RG is the range value;

Note[2]: The 30 A range is optional.

- Voltage output range: 20 mV ~ 1100 V
- Current output range: 2 μA ~ 22 A\33 A
- Protections: voltage source short-circuit protection, current source open-circuit protection, overload protection

6.2 AC Voltage/Current Output

Range	Resolution	Stability (±%/min)	Accuracy $\pm(\text{ppm} \cdot \text{RD} + \text{ppm} \cdot \text{RG})$	Max Burden (mA)	Harmonic (%)
200 mV	1 μV	50 μV	300 + 60 μV	500	<1.0
2 V	10 μV	0.01	300 + 200	500	<0.5
10 V	100 μV	0.01	300 + 200	800	< 0.5
30 V	100 μV	0.01	300 + 200	800	< 0.5
100 V	1 mV	0.01	300 + 200	300	< 0.5
300 V	1 mV	0.01	300 + 200	100	< 0.5
600 V	1 mV	0.01	300 + 200	50	< 0.5
1000 V	10 mV	0.01	300 + 200	30	< 0.5

Range	Resolution	Stability (±%/min)	Accuracy $\pm(\text{ppm} \cdot \text{RD} + \text{ppm} \cdot \text{RG})$	Compliance Voltage (V)	Harmonic (%)
2 mA	10 nA	0.6 μA	300 + 0.6 μA	50	< 0.5
20 mA	100 nA	0.01	300 + 200	50	< 0.5
200 mA	1 μA	0.01	300 + 200	50	< 0.5
1 A	10 μA	0.01	300 + 200	15	< 0.5
2 A	10 μA	0.01	300 + 200	10	< 0.5
5 A	10 μA	0.01	300 + 200	5	< 0.5
20 A(30 A) ^[1]	100 μA	0.01	300 + 200	2.5	< 0.5

Note [1]: 30 A range is optional.

- Voltage output range: 20 mV ~ 1100 V
- Current output range: 2 μA ~ 22 A\33 A
- Voltage and current output frequency: 45 Hz ~ 1100 Hz
- Protections: voltage source short-circuit protection, current source open-circuit protection, overload protection

6.3 Simulated DC Resistance

Range	Resolution	Accuracy $\pm(\text{ppm} \cdot \text{RD} + \text{ppm} \cdot \text{RG})$	Allowable Current
100 Ω	1 m Ω	300 + 200	1mA ~ 80 mA
300 Ω	1 m Ω	300 + 200	1mA ~ 80 mA
1 k Ω	10 m Ω	300 + 200	100 μ A ~ 8 mA
3k Ω	10 m Ω	300 + 200	100 μ A ~ 8 mA
10 k Ω	100 m Ω	300 + 200	10 μ A ~ 0.8 mA
30 k Ω	100 m Ω	300 + 200	10 μ A ~ 0.8 mA
100 k Ω	1 Ω	300 + 200	10 μ A ~ 0.8 mA
300 k Ω	1 Ω	300 + 200	1 μ A ~ 80 μ A
1 M Ω	10 Ω	300 + 200	1 μ A ~ 80 μ A
10 M Ω	100 Ω	600 + 400	100nA ~ 8 μ A
100 M Ω	1000 Ω	3000 + 2000	10nA ~ 0.8 μ A
200 M Ω	1000 Ω	3500 + 2500	10nA ~ 0.8 μ A

- Output range: 10 Ω ~ 220 M Ω
- Over-current and reverse connection protection

6.4 Sinusoidal Wave Frequency Output

Output Range ^[1]	Resolution	Accuracy
45.0000 Hz \leq F \leq 99.9999 Hz	0.0001 Hz	$\pm 0.01\%$
100.000 Hz \leq F \leq 999.999 Hz	0.001 Hz	$\pm 0.01\%$
1000.00 Hz \leq F \leq 1100.00 Hz	0.01 Hz	$\pm 0.01\%$

Note [1]: The output mode is AC voltage or AC current.


6.5 Pulse Frequency Output

Range ^[1]	Resolution	Accuracy	Shake
1.000 00 Hz ≤ F ≤ 9.999 99 Hz	10 μHz	±(20 ppm*RD + 20 μHz)	<20 ns
10.000 0 Hz ≤ F ≤ 99.999 9 Hz	0.1 mHz		
100.000 Hz ≤ F ≤ 999.999 Hz	1 mHz		
1.000 00 kHz ≤ F ≤ 9.999 99 kHz	10 mHz		
10.000 0 kHz ≤ F ≤ 99.999 9 kHz	0.1 Hz		
100.000 kHz ≤ F ≤ 999.999 kHz	1 Hz		
1.000 00 MHz ≤ F ≤ 2.000 00 MHz	10 Hz		
Note [1]: The output type is TTL level.			

6.6 DC Small-signal Measurement (optional)

Type	Range	Measurement range	Accuracy
DCV	1 V	±(0 ~ 1.2) V	±(0.006%*RD + 0.004%*RG)
	10 V	±(0 ~ 12) V	±(0.006%*RD + 0.004%*RG)
DCI	2 mA	±(0 ~ 2.4) mA	±(0.006%*RD + 0.004%*RG)
	20 mA	±(0 ~ 24) mA	±(0.006%*RD + 0.004%*RG)

7. General Specifications

Power Supply	AC (220±22) V, (50±2) Hz
Maximum Power Consumption	600 VA
Warm Up Time	Twice the time since last warmed up, to a maximum of 30 minutes.
Temperature Performance	Operating temperature: 0°C ~ 40°C Calibration temperature: 18°C ~ 28°C Storage temperature: -20°C ~ 70°C
Humidity Performance	Operating humidity: <80% @ 30°C, <70% @ 40°C Storage humidity: (20%~80%) R·H, No condensation
Communication Interface	RS 232
Dimensions	475 mm(W) × 400 mm (D) × 190 mm (H), excluding handles and feet. 
Weight	About 18 kg

8. Ordering Information

